

FMIvT Intermediate High Quality Bond Fund

For the Periods Ending December 31, 2017

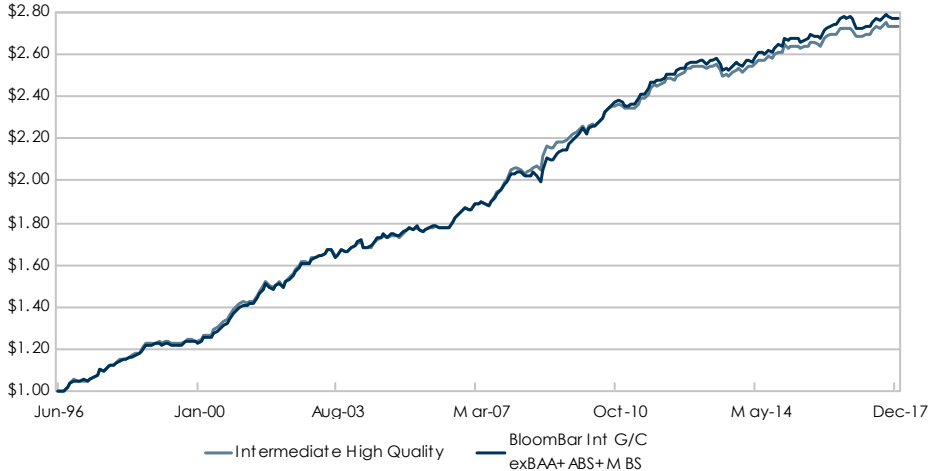
Portfolio Description	Portfolio Information
<ul style="list-style-type: none"> ■ Strategy Intermediate Fixed Income Portfolio ■ Manager Atlanta Capital Management Company ■ Vehicle Separately Managed Account ■ Benchmark Barclays Int G/C exBAA + ABS + MBS ■ Performance Inception Date July 1996 ■ Fees Manager Fees - 10 bps; Admin Fees - 10.5 bps ■ Total Expenses Approximately 22 bps 	<ul style="list-style-type: none"> ■ Minimum initial investment \$50,000 ■ Minimum subsequent investments \$5,000 ■ Minimum redemption \$5,000 ■ The Portfolio is open once a month, on the first business day following the Portfolio Valuation date, to accept Member contributions or redemptions. ■ The Portfolio is valued on the last business day of the month. ■ The Administrator must have advance written notification of Member contributions or redemptions.

Portfolio Objectives and Constraints	Dollar Growth Summary (\$000s)		
<ul style="list-style-type: none"> ■ Invests in Government and high quality securities while maintaining an average maturity of approximately five years. ■ Outperform the BloomBar Int G/C exBAA+ABS+MBS over a complete market cycle (usually 3 to 5 years). ■ Rank above median in a relevant peer group universe. ■ The Portfolio is subject to interest rate, credit and liquidity risk, which may cause a loss of principal. Neither the Fund nor its yield is guaranteed by the US Government. 			
		FYTD	
		1 Year	
	Beginning Market Value	284,781	320,540
	Net Additions	-164	-41,715
	Return on Investment	-147	5,646
	Income	1,467	6,089
	Gain/Loss	-1,614	-443
	Ending Market Value	284,471	284,471

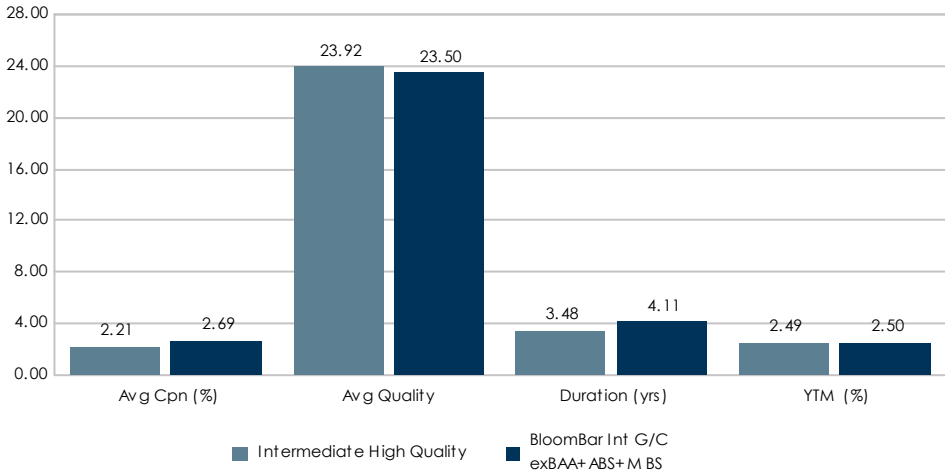
FMIvT Intermediate High Quality Bond Fund

For the Periods Ending December 31, 2017

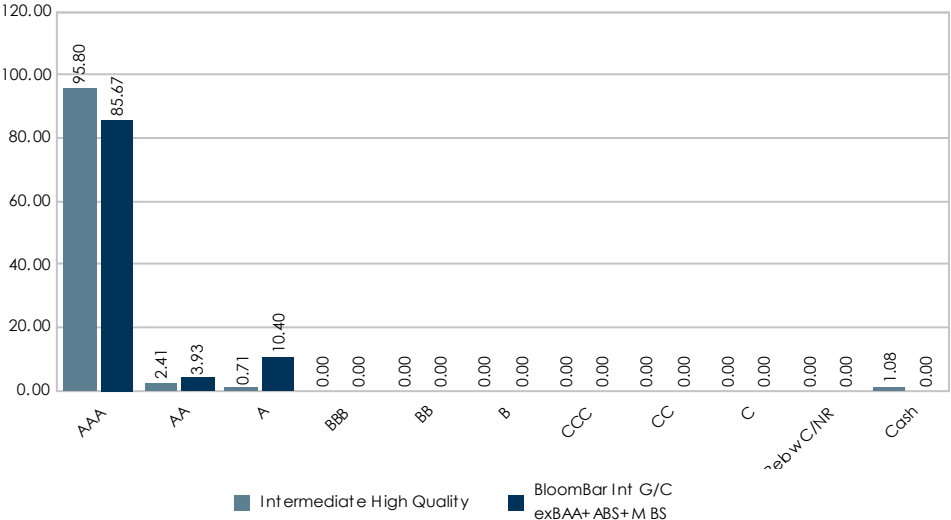
Growth of a Dollar



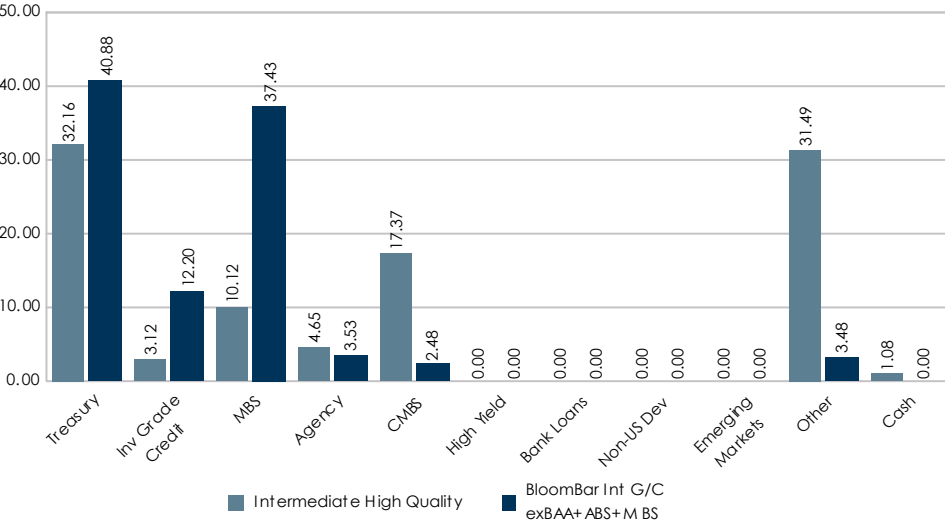
Characteristics



Quality Allocation



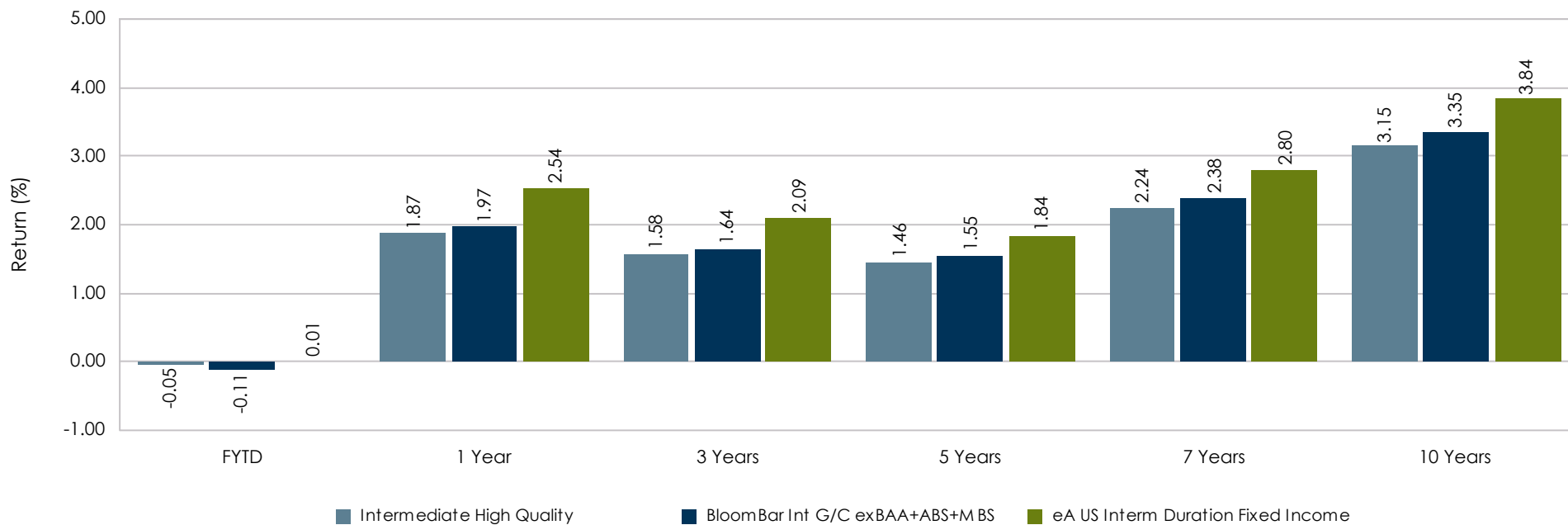
Sector Allocation



The Other sector consists of ABS, CMO, Convertibles, Municipals, Private Placements/144As and TIPS.

FMIvT Intermediate High Quality Bond Fund

For the Periods Ending December 31, 2017

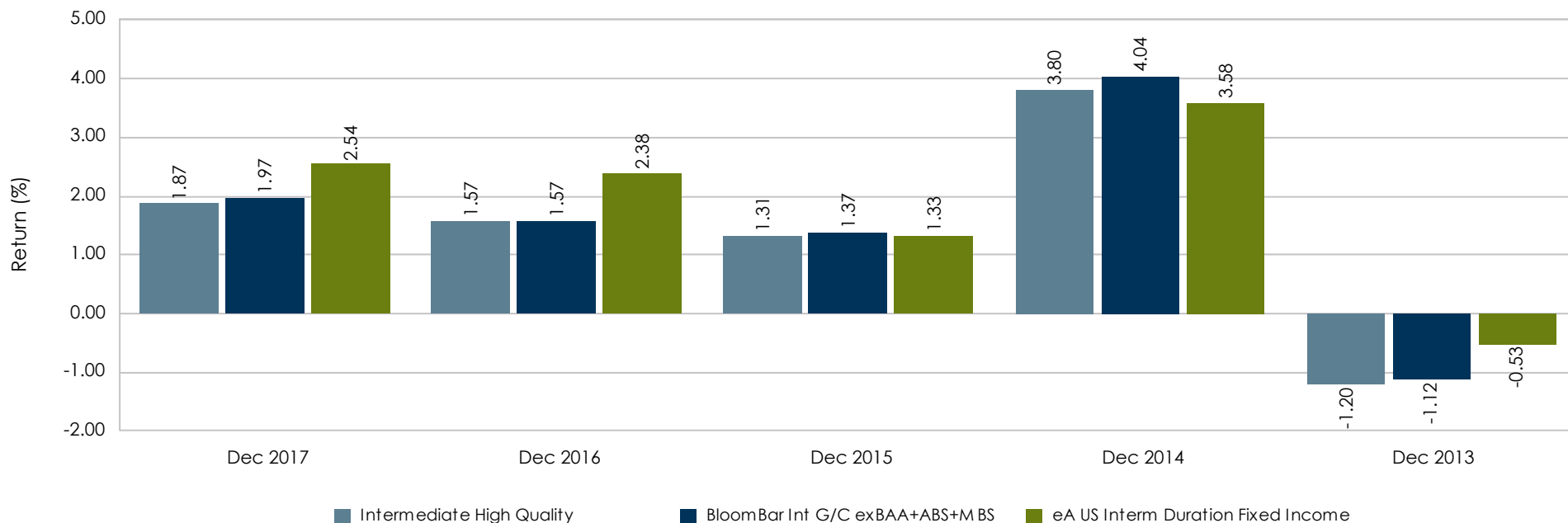


	Intermediate High Quality	BloomBar Int G/C exBAA+ABS+MBS	eA US Interm Duration Fixed Income
Ranking	73	90	93
5th Percentile	0.43	4.35	3.01
25th Percentile	0.13	2.93	2.36
50th Percentile	0.01	2.54	2.09
75th Percentile	-0.06	2.29	1.85
95th Percentile	-0.30	1.55	1.23
Observations	200	200	195

The rankings represent the portfolio's returns versus a peer universe. The rankings are on a scale of 1 to 100 with 1 being the best.

FMIvT Intermediate High Quality Bond Fund

For the One Year Periods Ending December



	Dec 2017	Dec 2016	Dec 2015	Dec 2014	Dec 2013
Ranking	90	89	52	40	85
5th Percentile	4.35	4.30	1.99	5.55	1.10
25th Percentile	2.93	2.92	1.57	4.20	-0.07
50th Percentile	2.54	2.38	1.33	3.58	-0.53
75th Percentile	2.29	1.95	1.11	3.13	-0.99
95th Percentile	1.55	1.24	0.49	2.49	-1.68
Observations	200	210	211	219	230

The rankings represent the portfolio's returns versus a peer universe. The rankings are on a scale of 1 to 100 with 1 being the best.