

FMIvT 1-3 Year High Quality Bond Fund

For the Periods Ending June 30, 2021

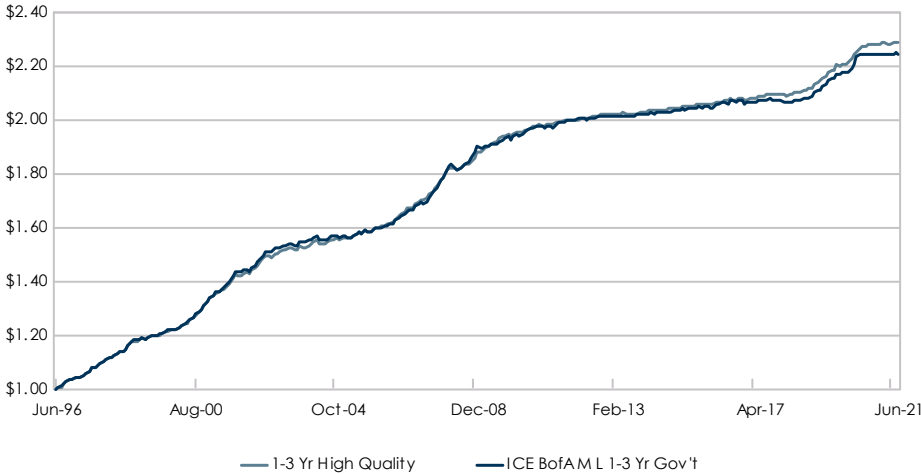
Portfolio Description	Portfolio Information
<ul style="list-style-type: none"> ■ Strategy Short Term Fixed Income Portfolio ■ Manager Atlanta Capital Management Company ■ Vehicle Separately Managed Account ■ Benchmark BofA ML 1-3 Yr Gov't ■ Performance Inception Date July 1996 ■ Fees Manager Fees - 10 bps; Admin Fees - 10.5 bps ■ Total Expenses Approximately 22 bps 	<ul style="list-style-type: none"> ■ Minimum initial investment \$50,000 ■ Minimum subsequent investments \$5,000 ■ Minimum redemption \$5,000 ■ The Portfolio is open twice a month, on the first business day following a Portfolio Valuation date, to accept Member contributions or redemptions. ■ The Portfolio is valued on the 15th and last business day of the month. If the 15th is not a business day, the valuation is the next succeeding business day. ■ The Administrator must have advance written notification of Member contributions or redemptions.

Portfolio Objectives and Constraints	Dollar Growth Summary (\$000s)		
<ul style="list-style-type: none"> ■ Invests in Government and high quality securities while maintaining an average maturity of approximately two years. ■ Outperform the ICE BofA ML 1-3 Yr Gov't over a complete market cycle (usually 3 to 5 years). ■ Rank above median in a relevant peer group universe. ■ The Portfolio is subject to interest rate, credit and liquidity risk, which may cause a loss of principal. Neither the Fund nor its yield is guaranteed by the US Government. 			
		FYTD	
		1 Year	
	Beginning Market Value	226,292	191,404
	Net Additions	-3,596	30,890
	Return on Investment	576	978
	Income	3,147	4,320
	Gain/Loss	-2,571	-3,342
	Ending Market Value	223,272	223,272

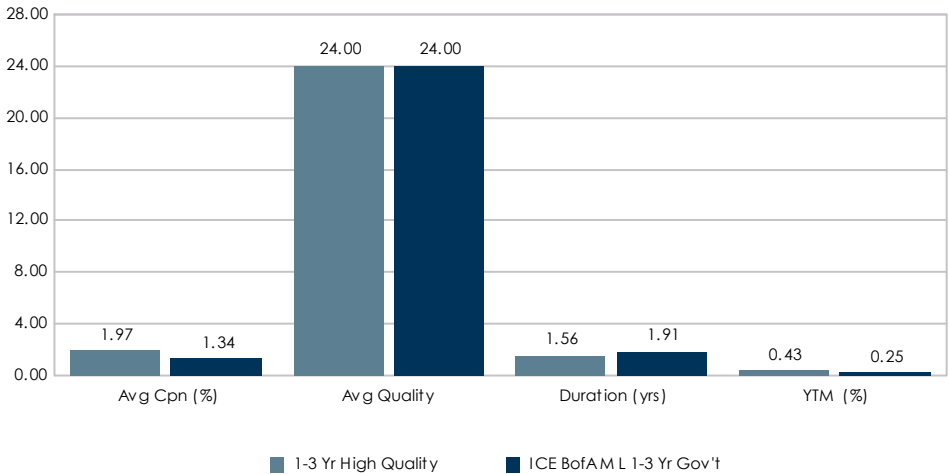
FMIvT 1-3 Year High Quality Bond Fund

For the Periods Ending June 30, 2021

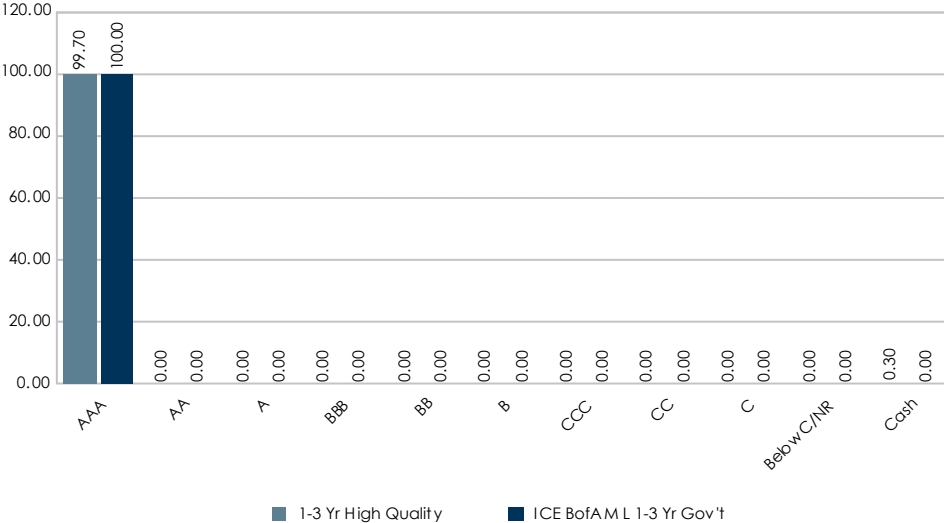
Growth of a Dollar



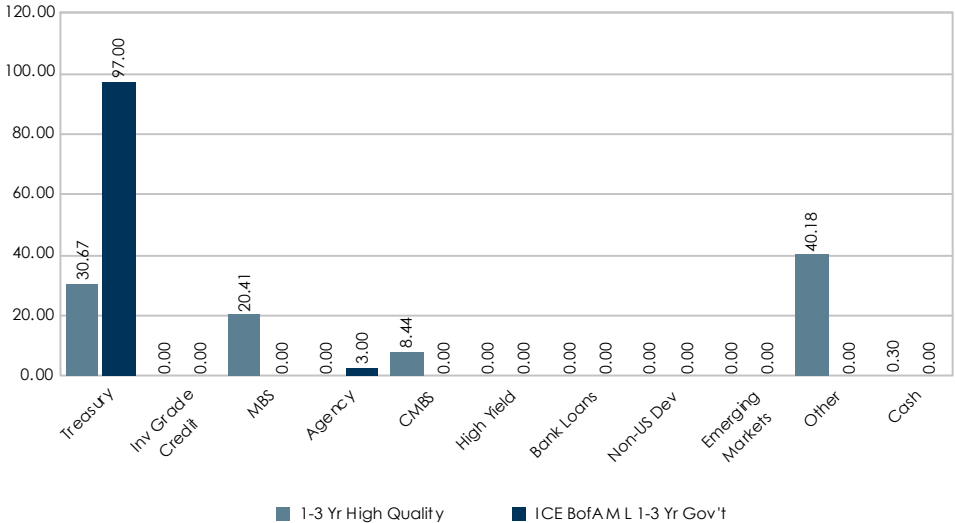
Characteristics



Quality Allocation



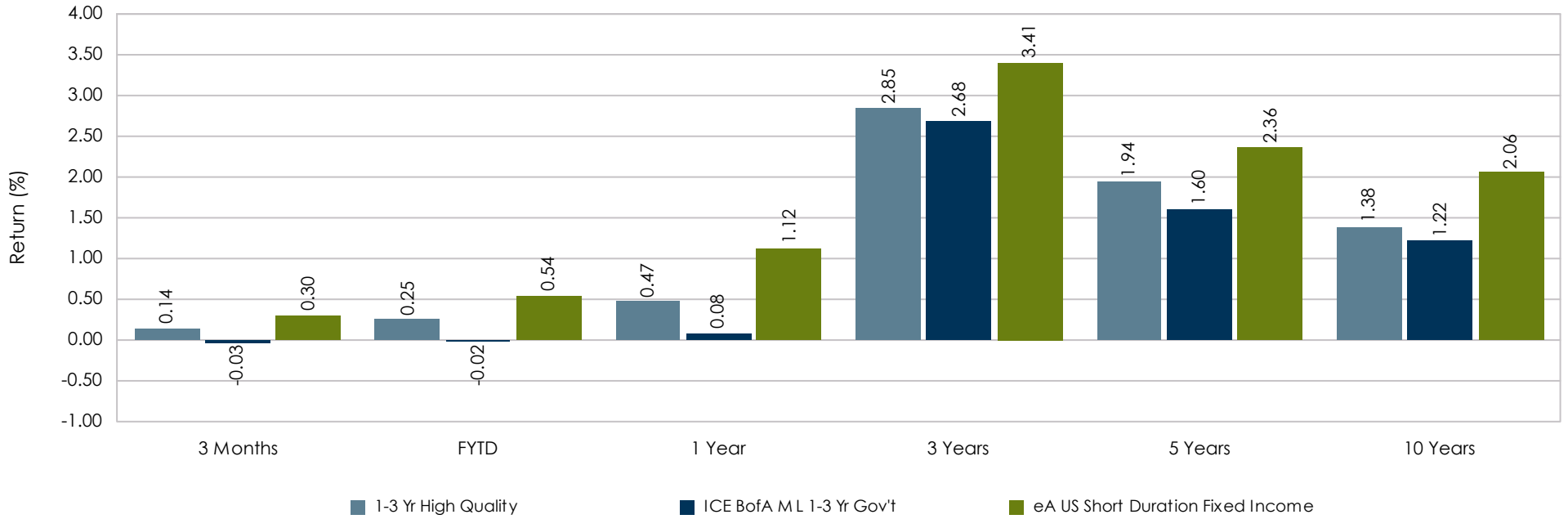
Sector Allocation



The Other sector consists of ABS, CMO, Convertibles, Municipals, Private Placements/144As and TIPS.

FMIvT 1-3 Year High Quality Bond Fund

For the Periods Ending June 30, 2021

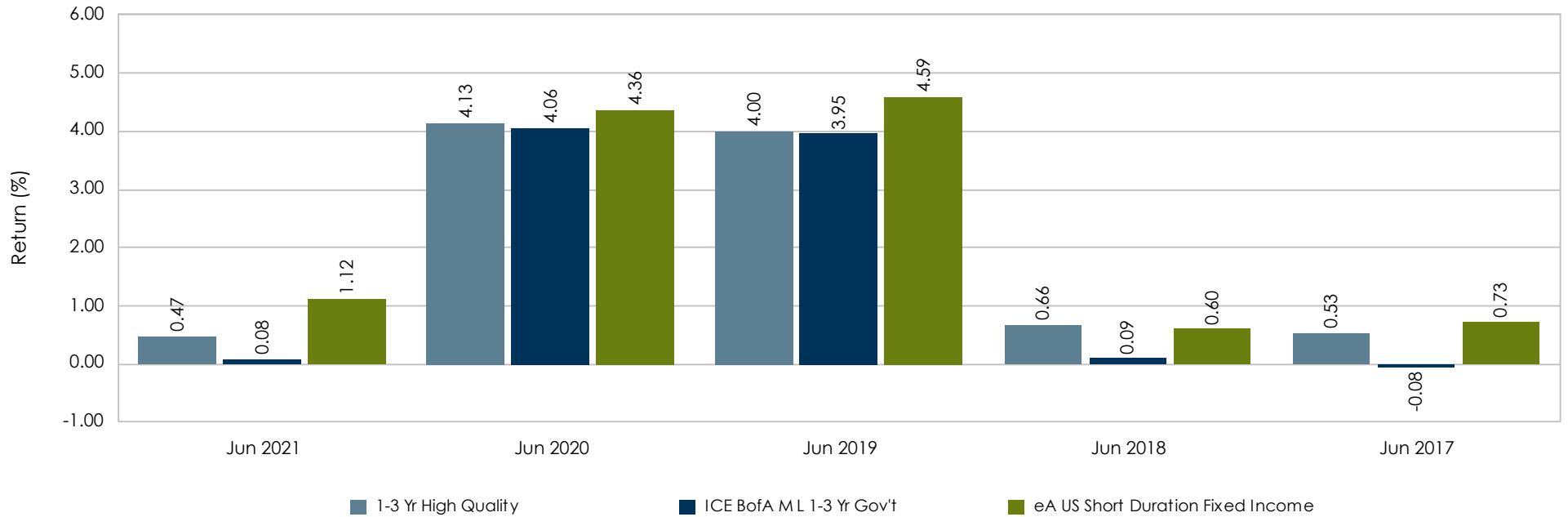


	3 Months	FYTD	1 Year	3 Years	5 Years	10 Years
Ranking	78	72	83	90	85	95
5th Percentile	0.96	3.27	5.19	4.68	3.51	3.30
25th Percentile	0.49	1.25	2.17	3.83	2.75	2.42
50th Percentile	0.30	0.54	1.12	3.41	2.36	2.06
75th Percentile	0.15	0.23	0.59	3.14	2.10	1.75
95th Percentile	0.03	-0.07	0.15	2.65	1.76	1.37
Observations	224	224	224	220	209	179

The rankings represent the portfolio's returns versus a peer universe. The rankings are on a scale of 1 to 100 with 1 being the best.

FMIvT 1-3 Year High Quality Bond Fund

For the One Year Periods Ending June



	Jun 2021	Jun 2020	Jun 2019	Jun 2018	Jun 2017
Ranking	83	62	87	44	67
5th Percentile	5.19	5.76	5.94	1.61	2.89
25th Percentile	2.17	4.95	5.07	0.93	1.37
50th Percentile	1.12	4.36	4.59	0.60	0.73
75th Percentile	0.59	3.79	4.23	0.32	0.40
95th Percentile	0.15	2.15	3.55	0.01	-0.01
Observations	224	249	248	247	234

The rankings represent the portfolio's returns versus a peer universe. The rankings are on a scale of 1 to 100 with 1 being the best.