

FMIvT Intermediate High Quality Bond Fund

For the Periods Ending June 30, 2023

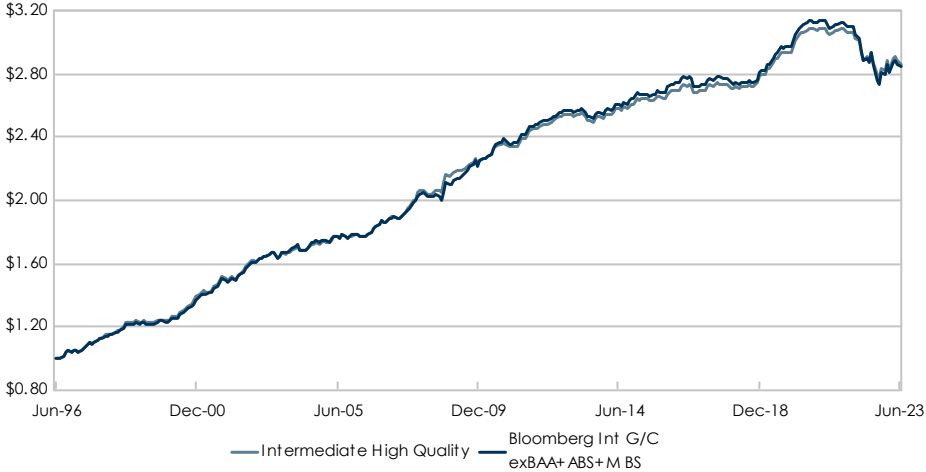
Portfolio Description	Portfolio Information
<ul style="list-style-type: none"> ■ Strategy Intermediate Fixed Income Portfolio ■ Manager Atlanta Capital Management Company ■ Vehicle Separately Managed Account ■ Benchmark Barclays Int G/C exBAA + ABS + MBS ■ Performance Inception Date July 1996 ■ Fees Manager Fees - 10 bps; Admin Fees - 10.5 bps ■ Total Expenses Approximately 22 bps 	<ul style="list-style-type: none"> ■ Minimum initial investment \$50,000 ■ Minimum subsequent investments \$5,000 ■ Minimum redemption \$5,000 ■ The Portfolio is open once a month, on the first business day following the Portfolio Valuation date, to accept Member contributions or redemptions. ■ The Portfolio is valued on the last business day of the month. ■ The Administrator must have advance written notification of Member contributions or redemptions.

Portfolio Objectives and Constraints	Dollar Growth Summary (\$000s)		
<ul style="list-style-type: none"> ■ Invests in Government and high quality securities while maintaining an average maturity of approximately five years. ■ Outperform the Bloomberg Int G/C exBAA+ABS+MBS over a complete market cycle (usually 3 to 5 years). ■ Rank above median in a relevant peer group universe. ■ The Portfolio is subject to interest rate, credit and liquidity risk, which may cause a loss of principal. Neither the Fund nor its yield is guaranteed by the US Government. 			
		FYTD	
		1 Year	
	Beginning Market Value	173,715	174,445
	Net Additions	-14,707	-9,467
	Return on Investment	4,678	-1,292
	Income	3,318	4,313
	Gain/Loss	1,359	-5,605
	Ending Market Value	163,686	163,686

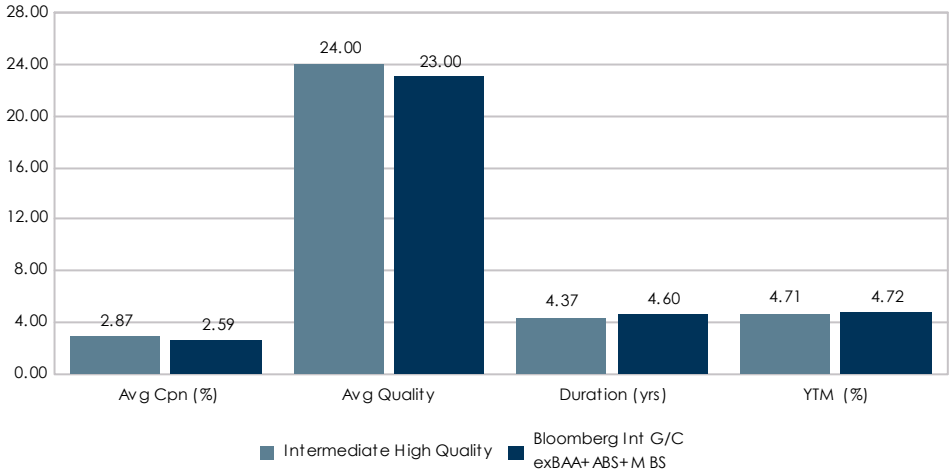
FMIvT Intermediate High Quality Bond Fund

For the Periods Ending June 30, 2023

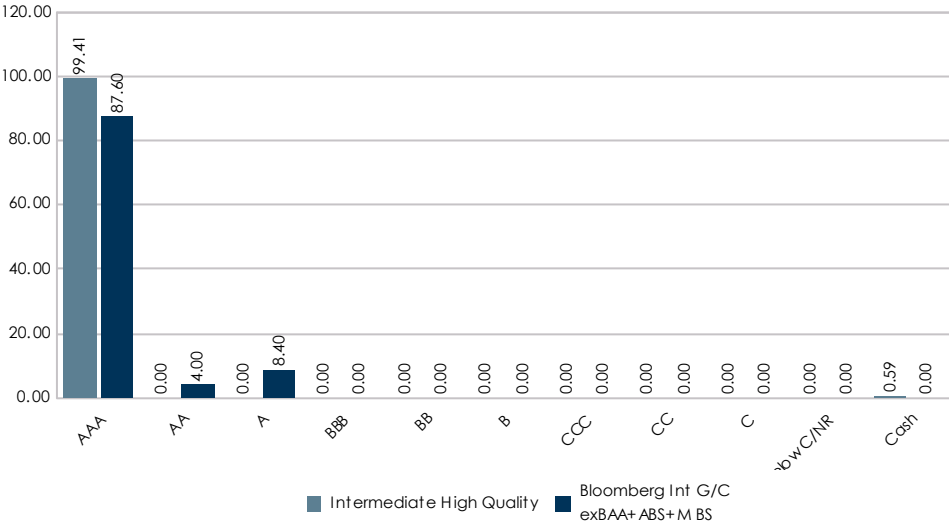
Growth of a Dollar



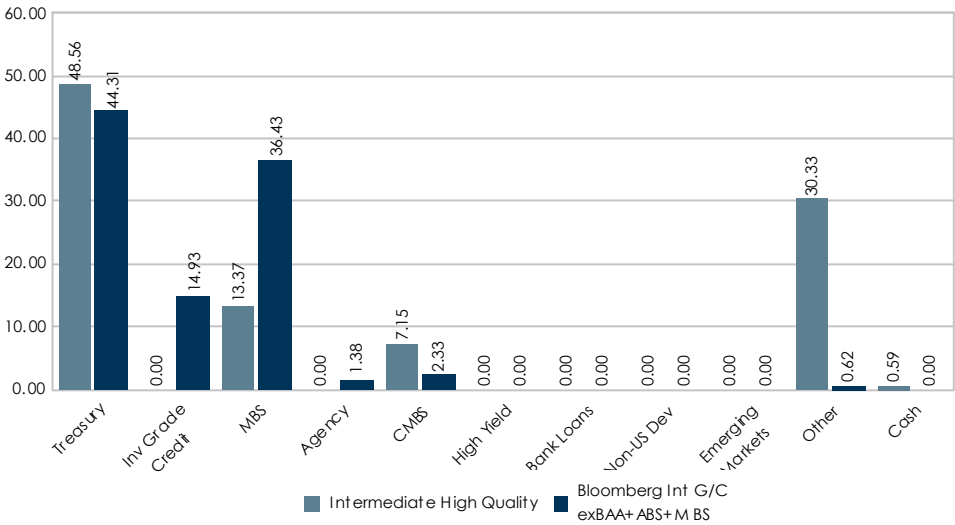
Characteristics



Quality Allocation



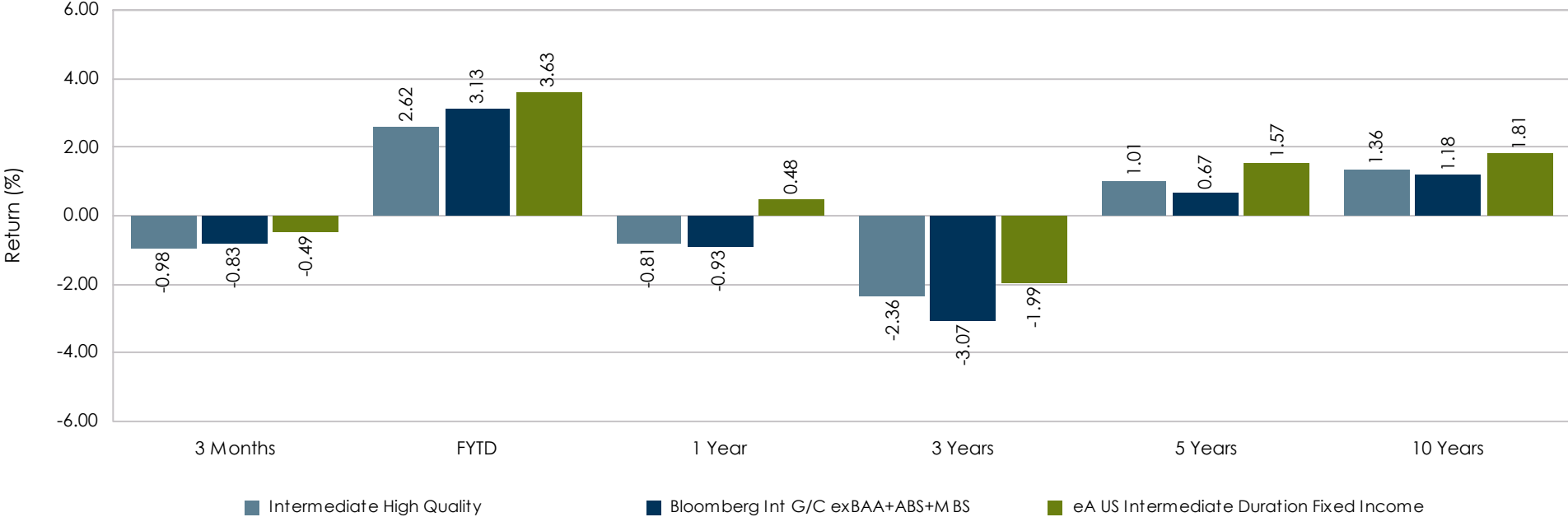
Sector Allocation



The Other sector consists of ABS, CMO, Convertibles, Municipals, Private Placements/144As and TIPS.

FMIvT Intermediate High Quality Bond Fund

For the Periods Ending June 30, 2023

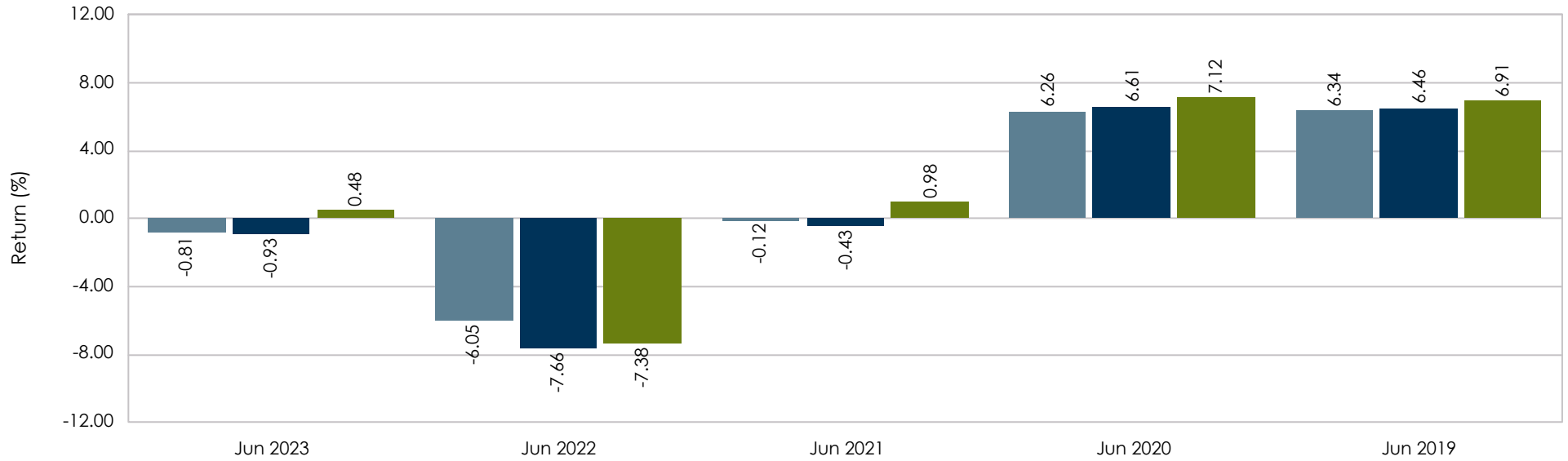


	3 Months	FYTD	1 Year	3 Years	5 Years	10 Years
Ranking	93	92	94	81	95	93
5th Percentile	0.09	5.97	2.66	-0.82	2.42	2.66
25th Percentile	-0.20	4.23	1.19	-1.63	1.83	2.05
50th Percentile	-0.49	3.63	0.48	-1.99	1.57	1.81
75th Percentile	-0.67	3.17	0.05	-2.27	1.34	1.64
95th Percentile	-1.04	2.36	-0.90	-3.04	0.98	1.28
Observations	215	215	215	211	201	173

The rankings represent the portfolio's returns versus a peer universe. The rankings are on a scale of 1 to 100 with 1 being the best.

FMIvT Intermediate High Quality Bond Fund

For the One Year Periods Ending June



■ Intermediate High Quality
 ■ Bloomberg Int G/C exBAA+ABS+M BS
 ■ eA US Intermediate Duration Fixed Income

Ranking	94	7	89	83	86
5th Percentile	2.66	-6.00	3.83	8.57	8.41
25th Percentile	1.19	-6.84	1.93	7.60	7.21
50th Percentile	0.48	-7.38	0.98	7.12	6.91
75th Percentile	0.05	-7.93	0.45	6.53	6.57
95th Percentile	-0.90	-9.66	-0.43	5.30	5.71
Observations	215	234	229	213	219

The rankings represent the portfolio's returns versus a peer universe. The rankings are on a scale of 1 to 100 with 1 being the best.