

## FMIvT 1-3 Year High Quality Bond Fund

For the Periods Ending December 31, 2019

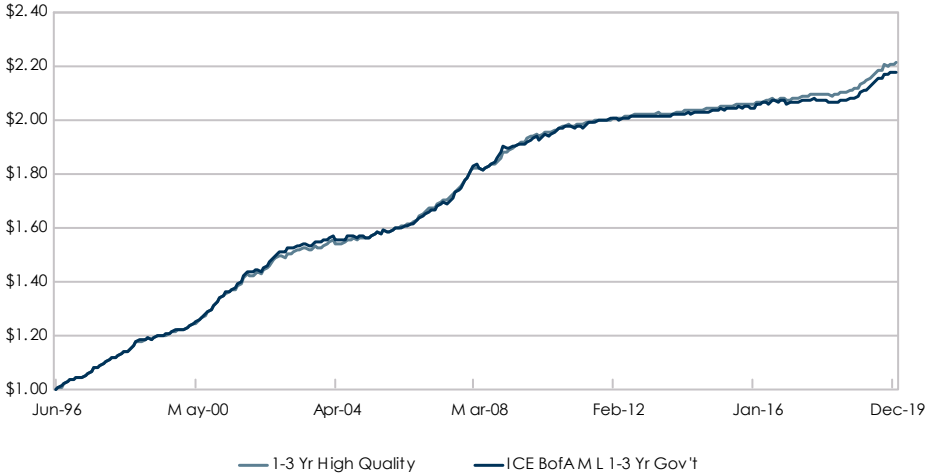
Portfolio Description	Portfolio Information
<ul style="list-style-type: none"> <li>■ <b>Strategy</b> Short Term Fixed Income Portfolio</li> <li>■ <b>Manager</b> Atlanta Capital Management Company</li> <li>■ <b>Vehicle</b> Separately Managed Account</li> <li>■ <b>Benchmark</b> BofA ML 1-3 Yr Gov't</li> <li>■ <b>Performance Inception Date</b> July 1996</li> <li>■ <b>Fees</b> Manager Fees - 10 bps; Admin Fees - 10.5 bps</li> <li>■ <b>Total Expenses</b> Approximately 22 bps</li> </ul>	<ul style="list-style-type: none"> <li>■ <b>Minimum initial investment</b> \$50,000</li> <li>■ <b>Minimum subsequent investments</b> \$5,000</li> <li>■ <b>Minimum redemption</b> \$5,000</li> <li>■ The Portfolio is open twice a month, on the first business day following a Portfolio Valuation date, to accept Member contributions or redemptions.</li> <li>■ The Portfolio is valued on the 15th and last business day of the month. If the 15th is not a business day, the valuation is the next succeeding business day.</li> <li>■ The Administrator must have advance written notification of Member contributions or redemptions.</li> </ul>

Portfolio Objectives and Constraints	Dollar Growth Summary (\$000s)		
<ul style="list-style-type: none"> <li>■ Invests in Government and high quality securities while maintaining an average maturity of approximately two years.</li> <li>■ Outperform the ICE BofA ML 1-3 Yr Gov't over a complete market cycle (usually 3 to 5 years).</li> <li>■ Rank above median in a relevant peer group universe.</li> <li>■ The Portfolio is subject to interest rate, credit and liquidity risk, which may cause a loss of principal. Neither the Fund nor its yield is guaranteed by the US Government.</li> </ul>			
		<b>FYTD</b>	
		<b>1 Year</b>	
	<b>Beginning Market Value</b>	<b>189,587</b>	<b>222,180</b>
	Net Additions	4,211	-34,683
	Return on Investment	987	7,288
	Income	1,124	4,549
	Gain/Loss	-137	2,739
	<b>Ending Market Value</b>	<b>194,785</b>	<b>194,785</b>

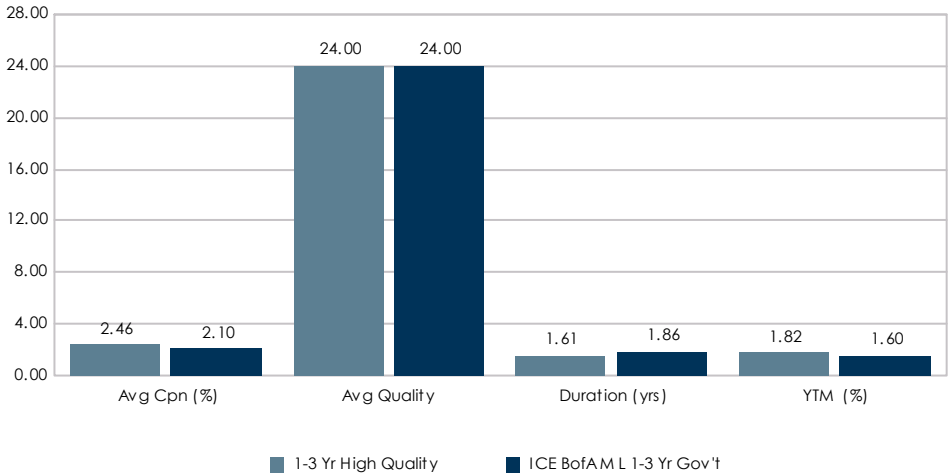
### FMIvT 1-3 Year High Quality Bond Fund

For the Periods Ending December 31, 2019

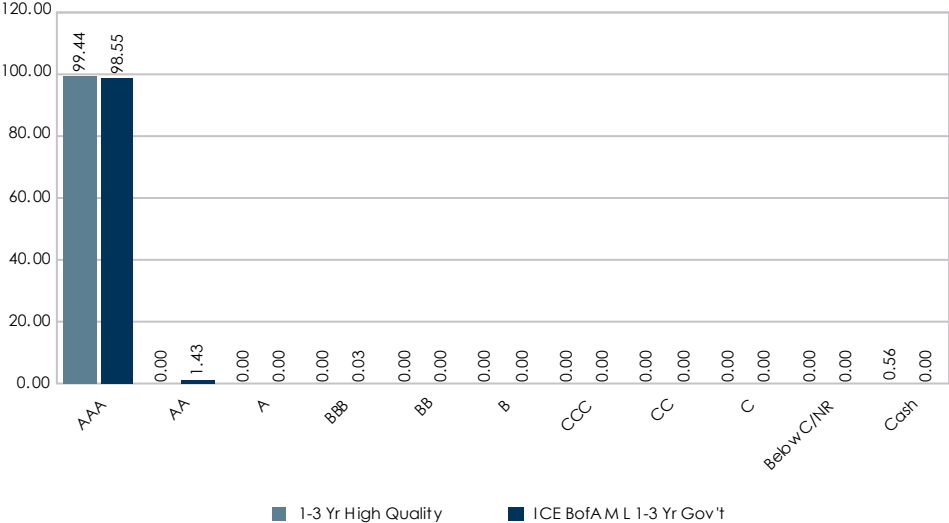
#### Growth of a Dollar



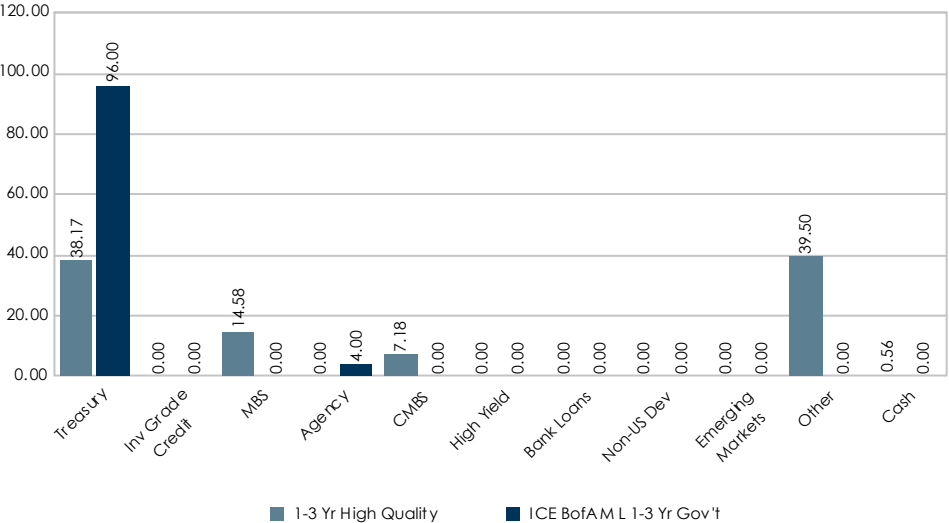
#### Characteristics



#### Quality Allocation



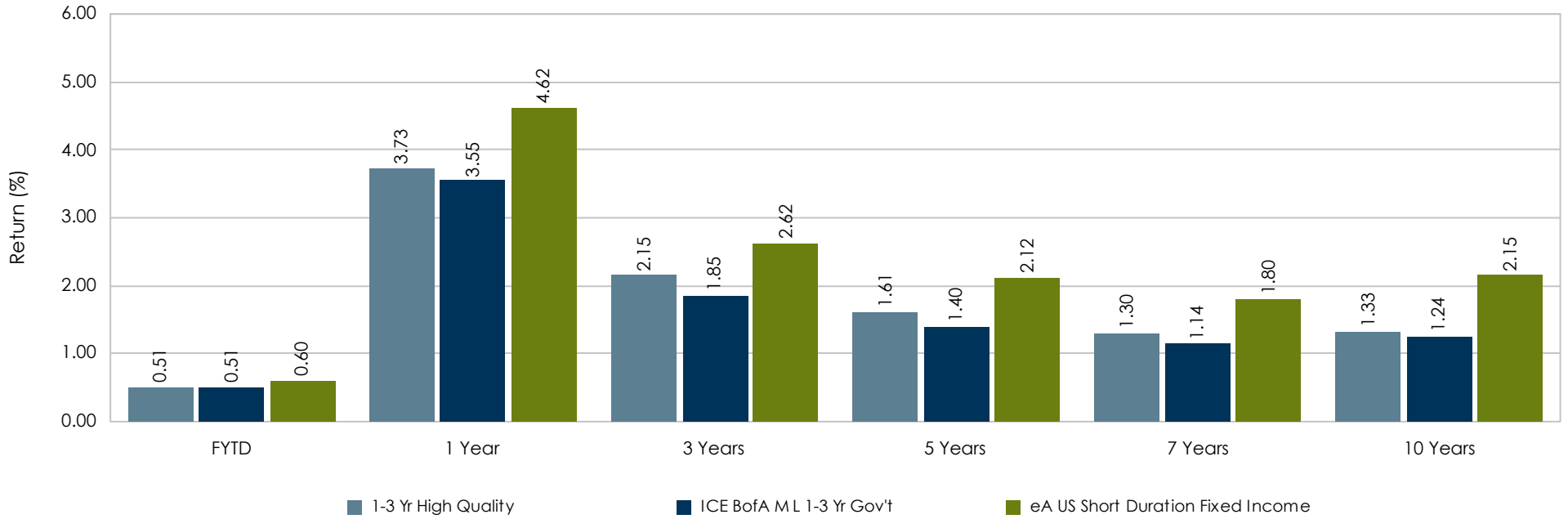
#### Sector Allocation



The Other sector consists of ABS, CMO, Convertibles, Municipals, Private Placements/144As and TIPS.

**FMIvT 1-3 Year High Quality Bond Fund**

For the Periods Ending December 31, 2019

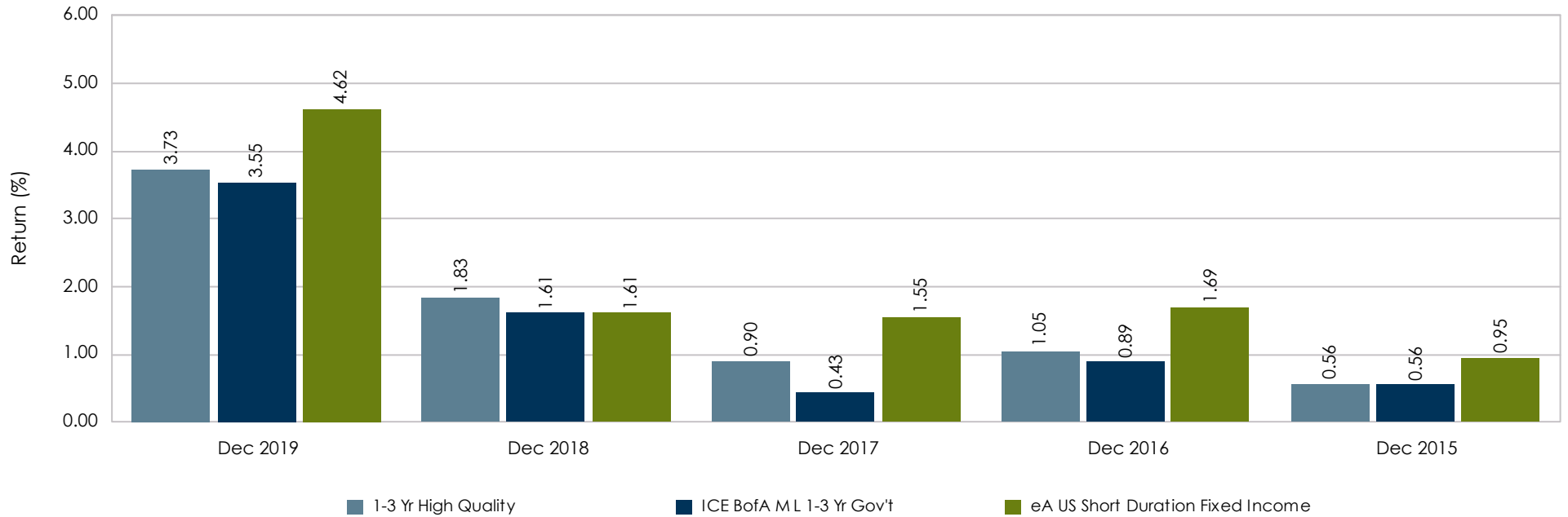


	1-3 Yr High Quality	ICE BofA ML 1-3 Yr Gov't	eA US Short Duration Fixed Income
Ranking	80	92	88
5th Percentile	0.98	6.69	3.66
25th Percentile	0.71	5.20	2.93
50th Percentile	0.60	4.62	2.62
75th Percentile	0.53	4.19	2.34
95th Percentile	0.37	3.58	1.99
Observations	211	211	202

The rankings represent the portfolio's returns versus a peer universe. The rankings are on a scale of 1 to 100 with 1 being the best.

### FMIvT 1-3 Year High Quality Bond Fund

For the One Year Periods Ending December



Ranking	92	17	90	90	94
5th Percentile	6.69	2.03	3.10	3.68	1.57
25th Percentile	5.20	1.76	2.02	2.26	1.20
50th Percentile	4.62	1.61	1.55	1.69	0.95
75th Percentile	4.19	1.48	1.16	1.30	0.79
95th Percentile	3.58	1.02	0.75	0.99	0.50
Observations	211	246	233	218	215

The rankings represent the portfolio's returns versus a peer universe. The rankings are on a scale of 1 to 100 with 1 being the best.