

## FMIvT Core Plus Fixed Income Fund

For the Periods Ending June 30, 2021

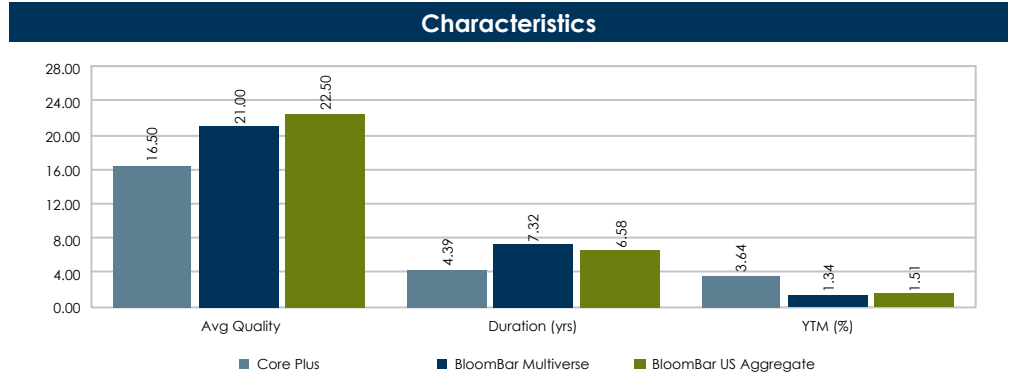
Portfolio Description	Portfolio Information
<ul style="list-style-type: none"> <li>▪ <b>Strategy</b> Core Plus Fixed Income</li> <li>▪ <b>Manager</b> Franklin Resources, Inc &amp; Amundi Pioneer Institutional Investment</li> <li>▪ <b>Vehicle</b> Non-Mutual Commingled</li> <li>▪ <b>Benchmark</b> Barclays Multiverse</li> <li>▪ <b>Performance Inception Date</b> April 2014</li> <li>▪ <b>Fees</b> Manager Fee - 69 bps; Admin Fee - 14.5 bps</li> <li>▪ <b>Total Expenses</b> Approximately 87 bps</li> </ul>	<ul style="list-style-type: none"> <li>▪ <b>Minimum initial investment</b> \$50,000</li> <li>▪ <b>Minimum subsequent investments</b> \$5,000</li> <li>▪ <b>Minimum redemption</b> \$5,000</li> <li>▪ The Portfolio is open once a month, on the first business day following a Portfolio Valuation date, to accept Member contributions or redemptions.</li> <li>▪ The Portfolio is valued on the last business day of the month.</li> <li>▪ The Administrator must have advance written notification of Member contributions or redemptions.</li> </ul>

Portfolio Objectives and Constraints	Dollar Growth Summary (\$000s)		
<ul style="list-style-type: none"> <li>▪ Invests in a broad spectrum of fixed and floating rate debt securities that are diversified by credit quality, geography and duration.</li> <li>▪ Outperform the BloomBar Multiverse over a complete market cycle (usually 3 to 5 years).</li> <li>▪ Rank above median in a relevant peer group universe.</li> <li>▪ The Portfolio is subject to interest rate, credit and liquidity risk, which may cause a loss of principal. Neither the Fund nor its yield is guaranteed by the US Government.</li> </ul>			
		<b>FYTD</b>	
		<b>1 Year</b>	
	<b>Beginning Market Value</b>	<b>131,153</b>	<b>128,476</b>
	Net Additions	17,096	17,245
	Return on Investment	6,193	8,721
	<b>Ending Market Value</b>	<b>154,441</b>	<b>154,441</b>

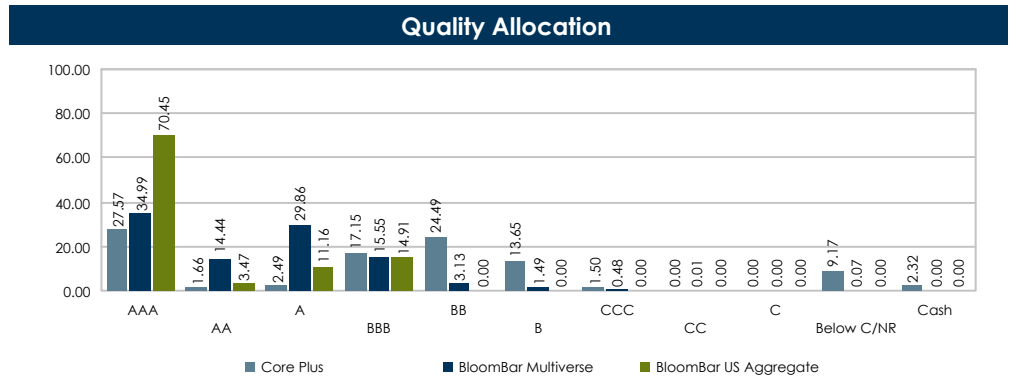
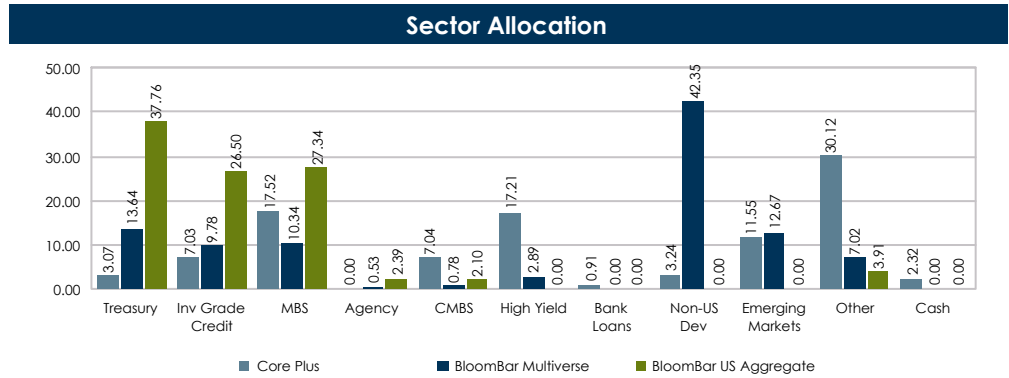
### FMIvT Core Plus Fixed Income Fund

For the Periods Ending June 30, 2021

Manager Allocation		
Name	Market Value (\$000s)	Allocation (%)
<b>Total Core Plus</b>	<b>154,441</b>	<b>100.00</b>
Amundi MSFI Fund	154,441	100.00



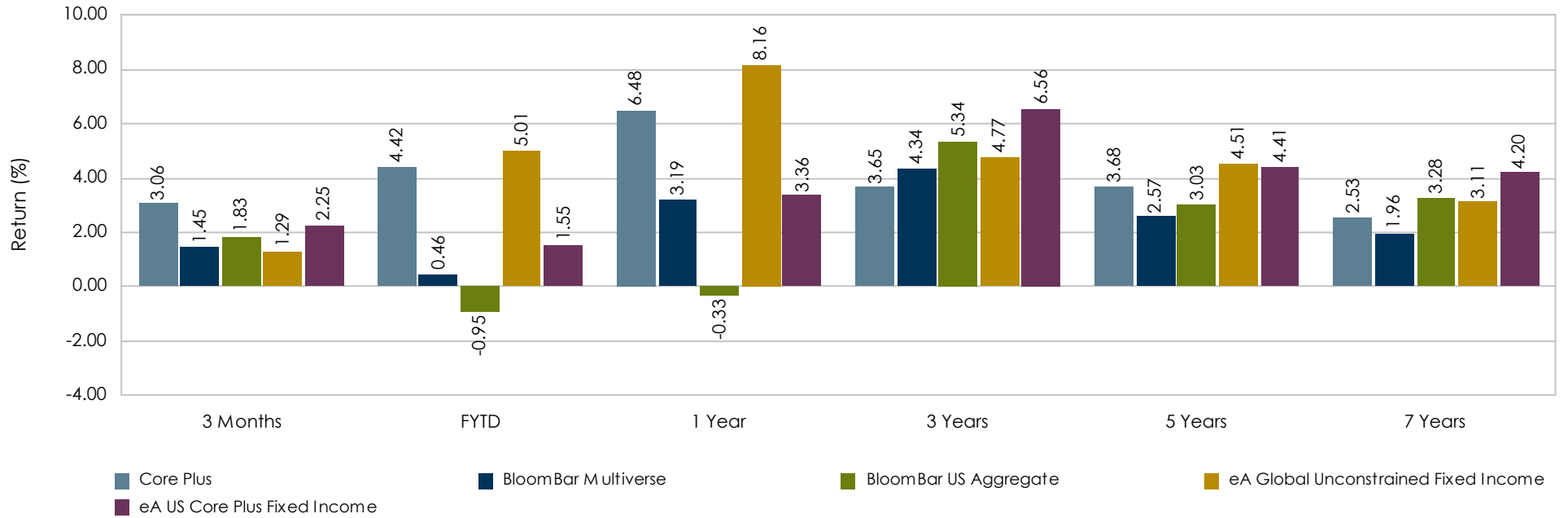
Dollar Growth Summary (\$000s)			
	FYTD	1 Year	
<b>Beginning Market Value</b>	<b>131,153</b>	<b>128,476</b>	
Net Additions	17,096	17,245	
Return on Investment	6,193	8,721	
<b>Ending Market Value</b>	<b>154,441</b>	<b>154,441</b>	



The Other sector consists of ABS, CMO, Convertibles, Municipals, Private Placements/144As and TIPS.

### FMIvT Core Plus Fixed Income Fund

For the Periods Ending June 30, 2021

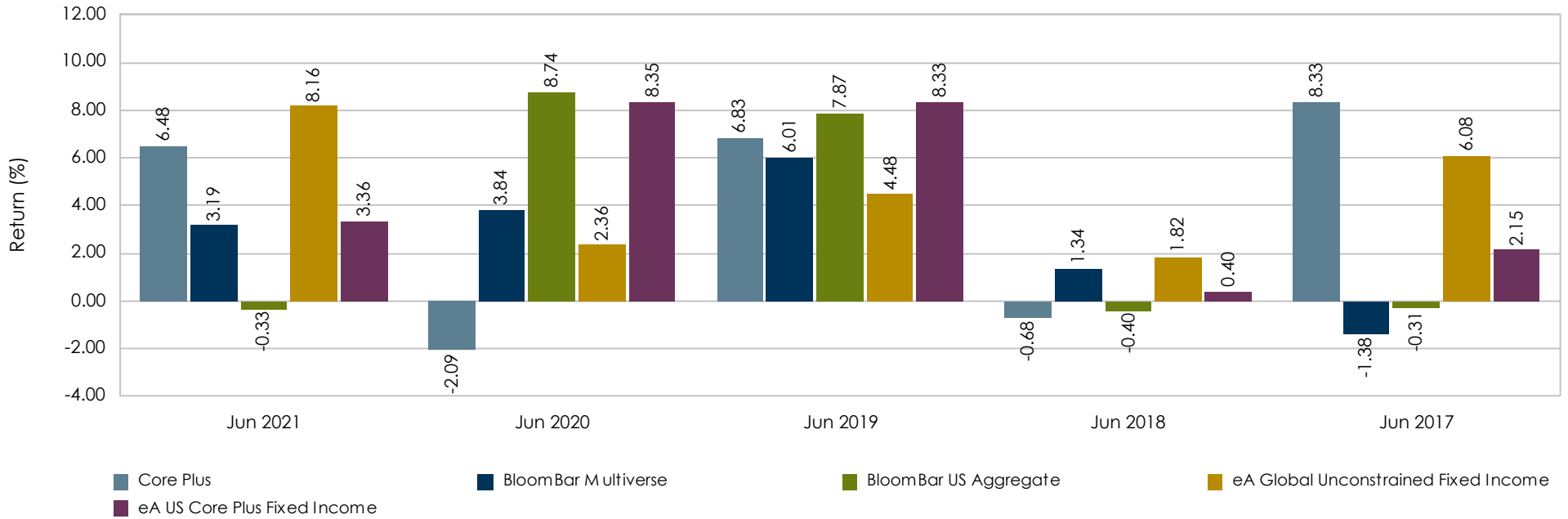


	3 Months	FYTD	1 Year	3 Years	5 Years	7 Years
Ranking	7 / 4	56 / 9	63 / 13	74 / 99	67 / 95	55 / 99
5th Percentile	3.11 / 3.00	11.05 / 5.95	18.22 / 8.47	8.65 / 7.79	7.58 / 5.73	5.52 / 5.16
25th Percentile	1.93 / 2.44	7.66 / 2.45	11.59 / 4.60	6.25 / 7.04	5.37 / 4.98	4.12 / 4.50
50th Percentile	1.29 / 2.25	5.01 / 1.55	8.16 / 3.36	4.77 / 6.56	4.51 / 4.41	3.11 / 4.20
75th Percentile	0.32 / 2.08	3.07 / 0.64	5.34 / 2.11	3.53 / 6.19	3.16 / 4.07	1.26 / 3.91
95th Percentile	-0.84 / 1.50	0.81 / -0.12	1.80 / 0.91	2.19 / 5.23	1.76 / 3.66	-1.21 / 3.56
Observations	101 / 130	101 / 130	101 / 130	99 / 126	94 / 122	77 / 117

The rankings represent the portfolio's returns versus a peer universe. The rankings are on a scale of 1 to 100 with 1 being the best.

### FMIvT Core Plus Fixed Income Fund

For the One Year Periods Ending June



	Jun 2021	Jun 2020	Jun 2019	Jun 2018	Jun 2017
Ranking	63 / 13	88 / 99	23 / 95	88 / 95	24 / 2
5th Percentile	18.22 / 8.47	8.22 / 10.60	9.42 / 9.58	5.42 / 1.83	12.60 / 4.88
25th Percentile	11.59 / 4.60	4.03 / 9.20	6.37 / 8.71	2.95 / 0.83	8.27 / 3.27
50th Percentile	8.16 / 3.36	2.36 / 8.35	4.48 / 8.33	1.82 / 0.40	6.08 / 2.15
75th Percentile	5.34 / 2.11	-0.56 / 6.99	1.30 / 7.95	0.57 / 0.03	3.38 / 1.28
95th Percentile	1.80 / 0.91	-3.79 / 4.23	-2.63 / 6.74	-2.17 / -0.69	-0.19 / 0.17
Observations	101 / 130	125 / 146	135 / 140	175 / 145	155 / 140

The rankings represent the portfolio's returns versus a peer universe. The rankings are on a scale of 1 to 100 with 1 being the best.