

FMIvT Intermediate High Quality Bond Fund

For the Periods Ending December 31, 2020

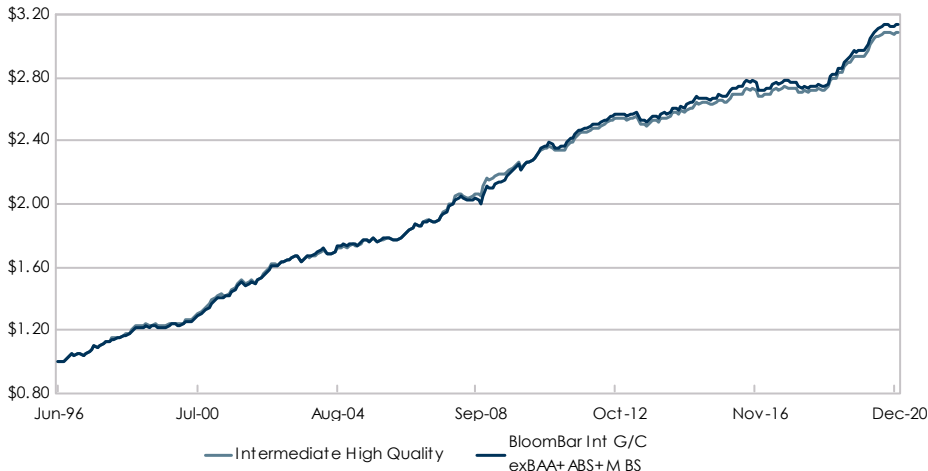
Portfolio Description	Portfolio Information
<ul style="list-style-type: none"> ■ Strategy Intermediate Fixed Income Portfolio ■ Manager Atlanta Capital Management Company ■ Vehicle Separately Managed Account ■ Benchmark Barclays Int G/C exBAA + ABS + MBS ■ Performance Inception Date July 1996 ■ Fees Manager Fees - 10 bps; Admin Fees - 10.5 bps ■ Total Expenses Approximately 22 bps 	<ul style="list-style-type: none"> ■ Minimum initial investment \$50,000 ■ Minimum subsequent investments \$5,000 ■ Minimum redemption \$5,000 ■ The Portfolio is open once a month, on the first business day following the Portfolio Valuation date, to accept Member contributions or redemptions. ■ The Portfolio is valued on the last business day of the month. ■ The Administrator must have advance written notification of Member contributions or redemptions.

Portfolio Objectives and Constraints	Dollar Growth Summary (\$000s)		
<ul style="list-style-type: none"> ■ Invests in Government and high quality securities while maintaining an average maturity of approximately five years. ■ Outperform the BloomBar Int G/C exBAA+ABS+MBS over a complete market cycle (usually 3 to 5 years). ■ Rank above median in a relevant peer group universe. ■ The Portfolio is subject to interest rate, credit and liquidity risk, which may cause a loss of principal. Neither the Fund nor its yield is guaranteed by the US Government. 			
		FYTD	
		1 Year	
	Beginning Market Value	203,711	156,386
	Net Additions	1,070	40,489
	Return on Investment	107	8,014
	Income	944	3,731
	Gain/Loss	-837	4,283
	Ending Market Value	204,888	204,888

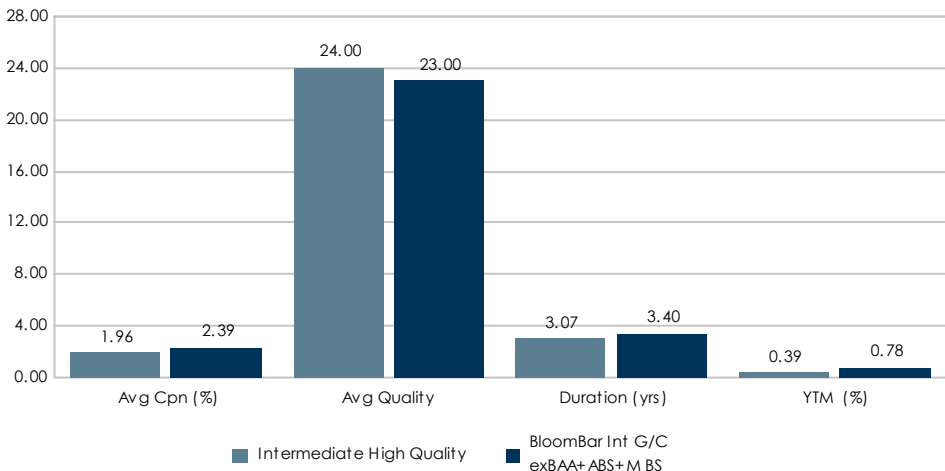
FMIvT Intermediate High Quality Bond Fund

For the Periods Ending December 31, 2020

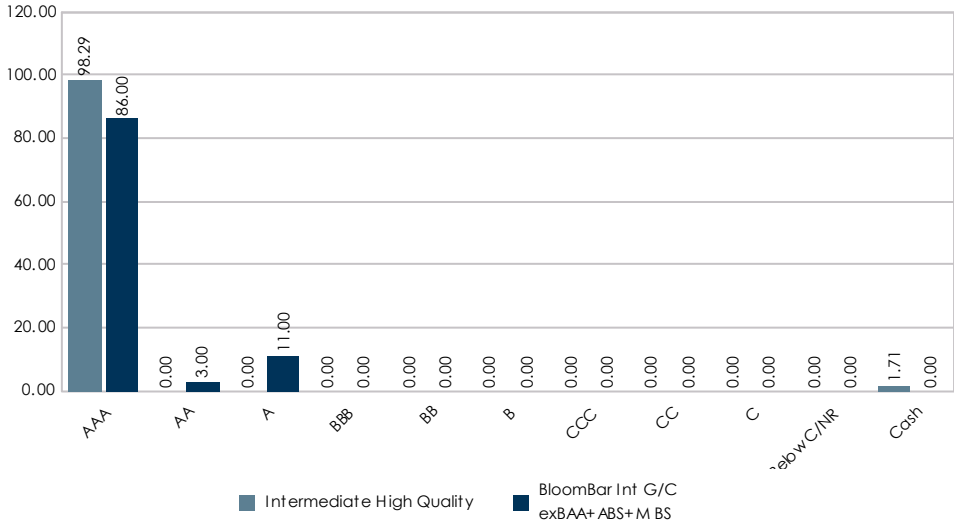
Growth of a Dollar



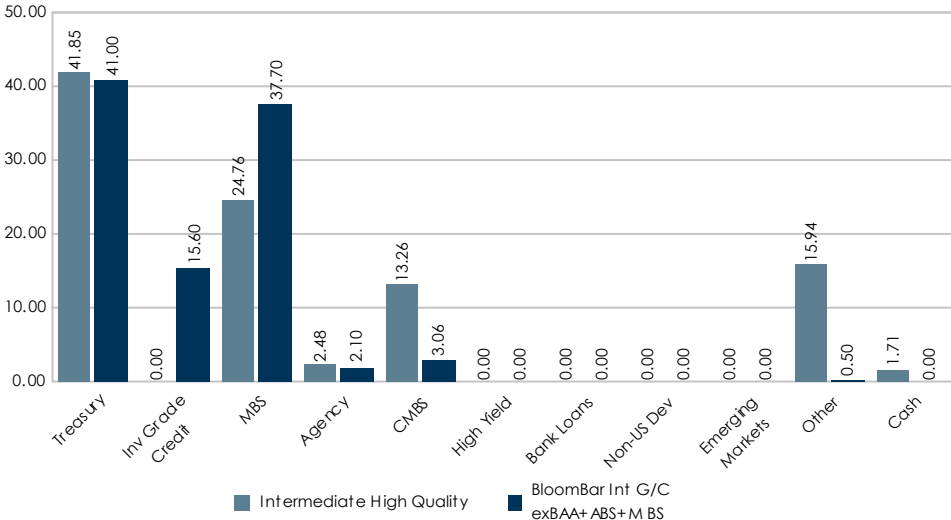
Characteristics



Quality Allocation



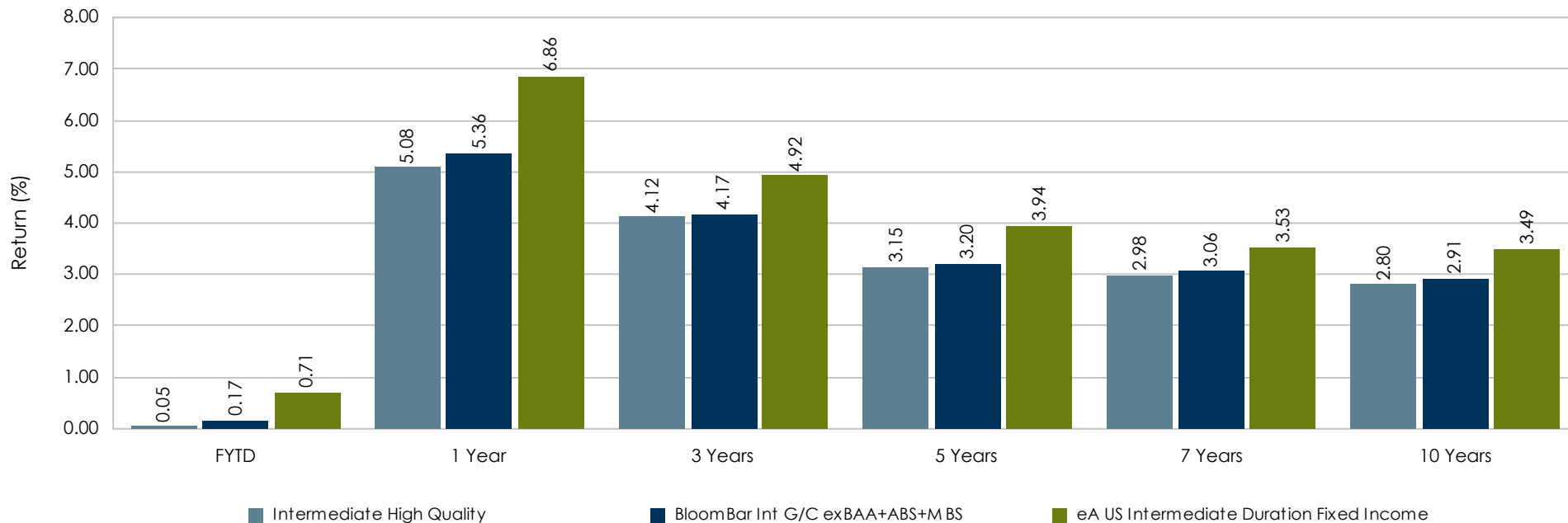
Sector Allocation



The Other sector consists of ABS, CMO, Convertibles, Municipals, Private Placements/144As and TIPS.

FMIvT Intermediate High Quality Bond Fund

For the Periods Ending December 31, 2020

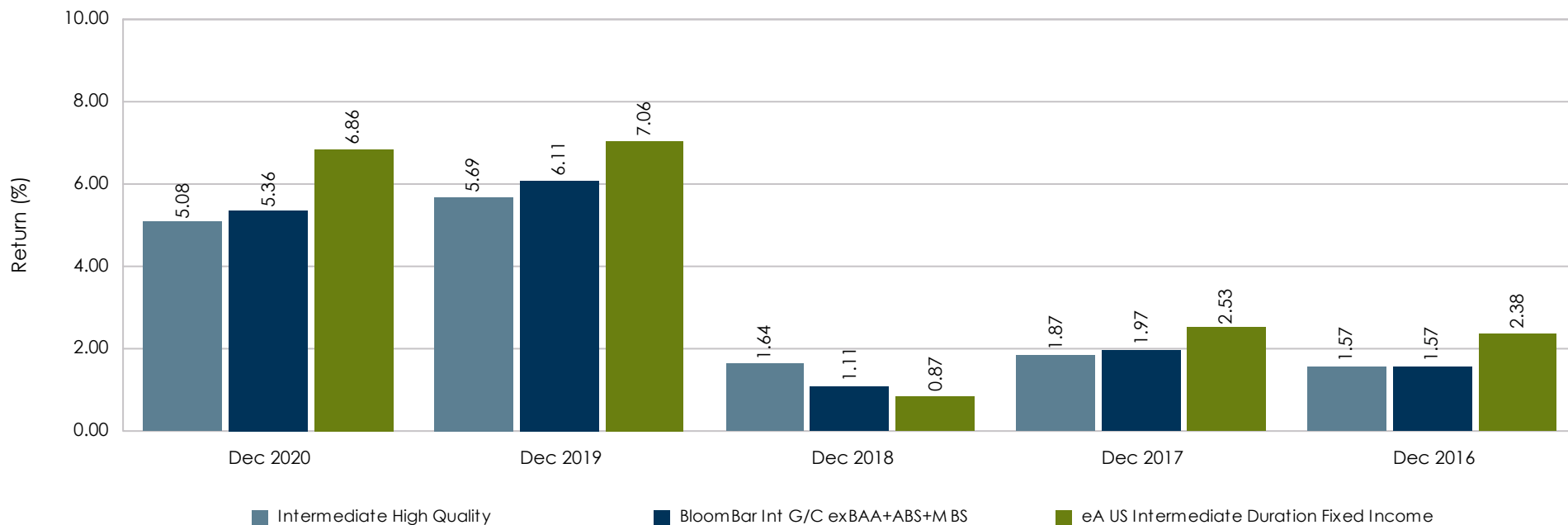


	Intermediate High Quality	BloomBar Int G/C exBAA+ABS+MBS	eA US Intermediate Duration Fixed Income
Ranking	95	96	93
5th Percentile	1.97	8.51	5.87
25th Percentile	1.04	7.55	5.19
50th Percentile	0.71	6.86	4.92
75th Percentile	0.48	6.29	4.64
95th Percentile	0.05	5.20	4.03
Observations	199	198	194

The rankings represent the portfolio's returns versus a peer universe. The rankings are on a scale of 1 to 100 with 1 being the best.

FMIvT Intermediate High Quality Bond Fund

For the One Year Periods Ending December



	Dec 2020	Dec 2019	Dec 2018	Dec 2017	Dec 2016
Ranking	96	92	7	90	89
5th Percentile	8.51	9.63	1.74	4.23	4.30
25th Percentile	7.55	7.51	1.17	2.92	2.92
50th Percentile	6.86	7.06	0.87	2.53	2.38
75th Percentile	6.29	6.54	0.67	2.29	1.95
95th Percentile	5.20	5.35	0.03	1.56	1.24
Observations	198	215	210	207	210

The rankings represent the portfolio's returns versus a peer universe. The rankings are on a scale of 1 to 100 with 1 being the best.