

## FMIvT 1-3 Year High Quality Bond Fund

For the Periods Ending September 30, 2021

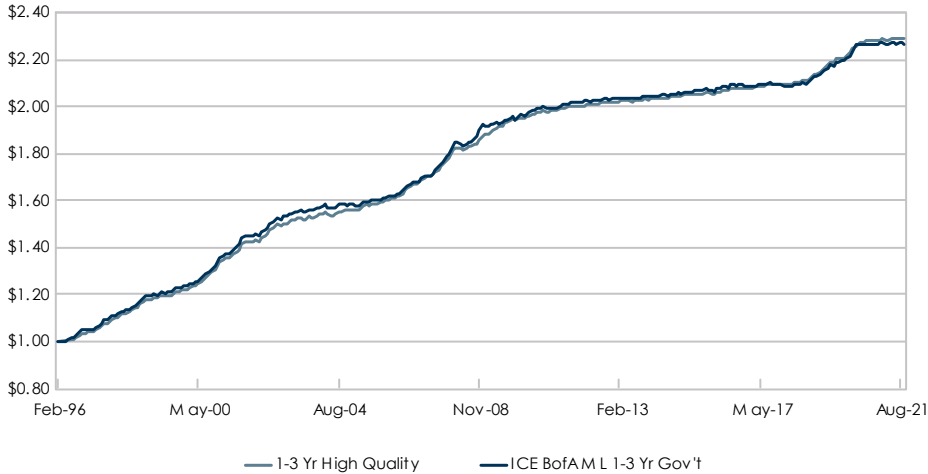
Portfolio Description	Portfolio Information
<ul style="list-style-type: none"> <li>■ <b>Strategy</b> Short Term Fixed Income Portfolio</li> <li>■ <b>Manager</b> Atlanta Capital Management Company</li> <li>■ <b>Vehicle</b> Separately Managed Account</li> <li>■ <b>Benchmark</b> BofA ML 1-3 Yr Gov't</li> <li>■ <b>Performance Inception Date</b> July 1996</li> <li>■ <b>Fees</b> Manager Fees - 10 bps; Admin Fees - 10.5 bps</li> <li>■ <b>Total Expenses</b> Approximately 22 bps</li> </ul>	<ul style="list-style-type: none"> <li>■ <b>Minimum initial investment</b> \$50,000</li> <li>■ <b>Minimum subsequent investments</b> \$5,000</li> <li>■ <b>Minimum redemption</b> \$5,000</li> <li>■ The Portfolio is open twice a month, on the first business day following a Portfolio Valuation date, to accept Member contributions or redemptions.</li> <li>■ The Portfolio is valued on the 15th and last business day of the month. If the 15th is not a business day, the valuation is the next succeeding business day.</li> <li>■ The Administrator must have advance written notification of Member contributions or redemptions.</li> </ul>

Portfolio Objectives and Constraints	Dollar Growth Summary (\$000s)		
<ul style="list-style-type: none"> <li>■ Invests in Government and high quality securities while maintaining an average maturity of approximately two years.</li> <li>■ Outperform the ICE BofA ML 1-3 Yr Gov't over a complete market cycle (usually 3 to 5 years).</li> <li>■ Rank above median in a relevant peer group universe.</li> <li>■ The Portfolio is subject to interest rate, credit and liquidity risk, which may cause a loss of principal. Neither the Fund nor its yield is guaranteed by the US Government.</li> </ul>		<b>3 Months</b>	<b>FYTD</b>
	<b>Beginning Market Value</b>	<b>223,272</b>	<b>226,292</b>
	Net Additions	5,977	2,381
	Return on Investment	62	639
	<i>Income</i>	1,226	4,373
	<i>Gain/Loss</i>	-1,164	-3,734
	<b>Ending Market Value</b>	<b>229,312</b>	<b>229,312</b>

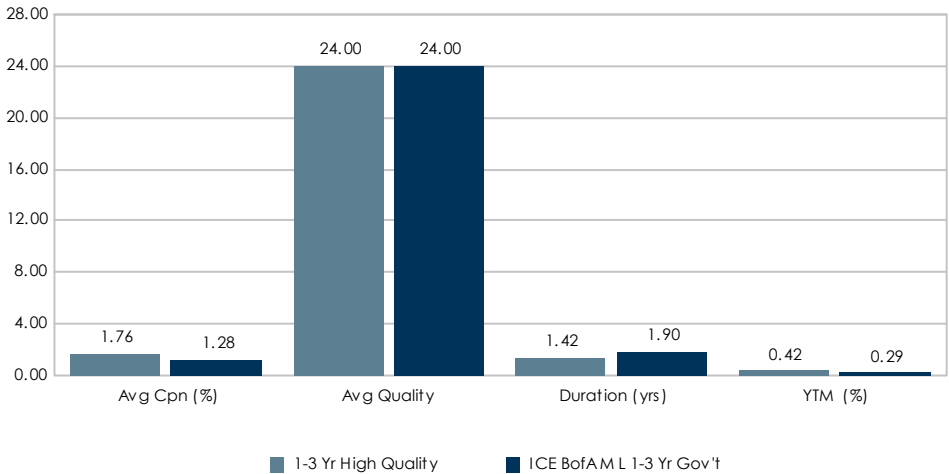
### FMIvT 1-3 Year High Quality Bond Fund

For the Periods Ending September 30, 2021

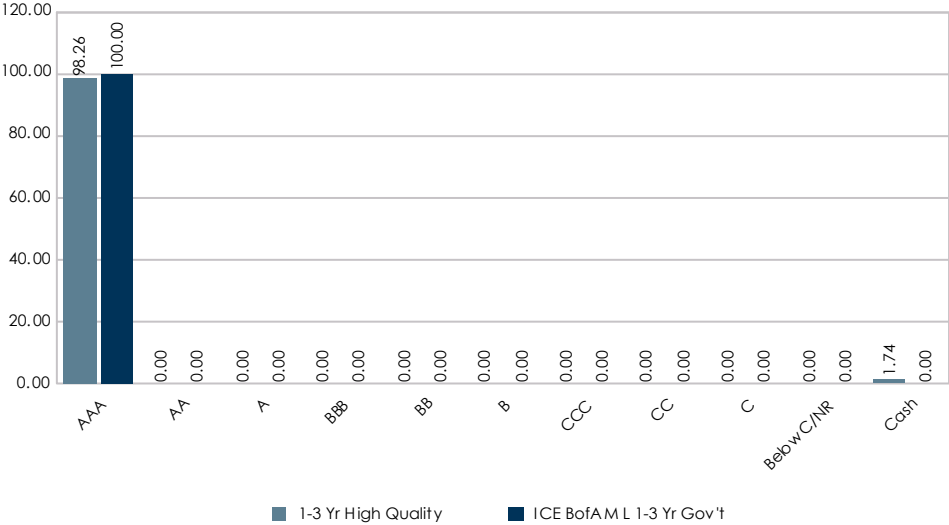
#### Growth of a Dollar



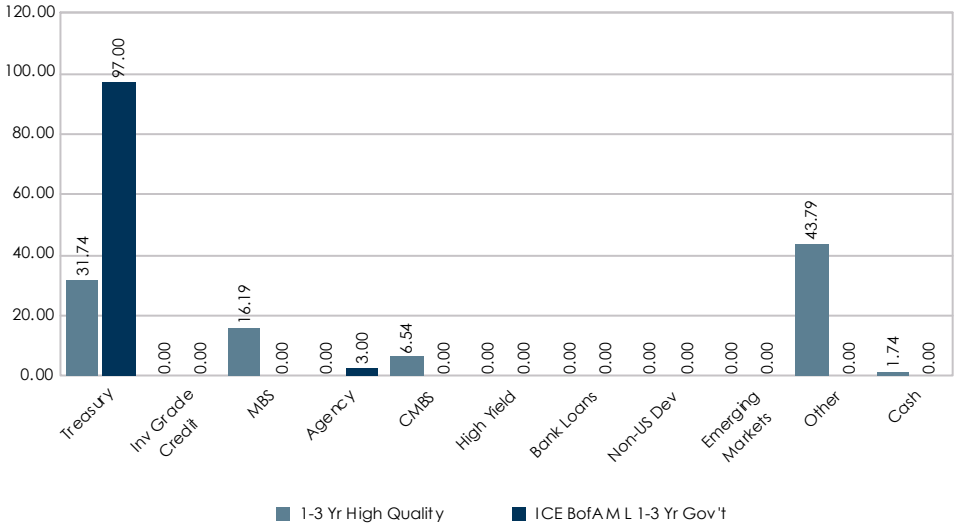
#### Characteristics



#### Quality Allocation



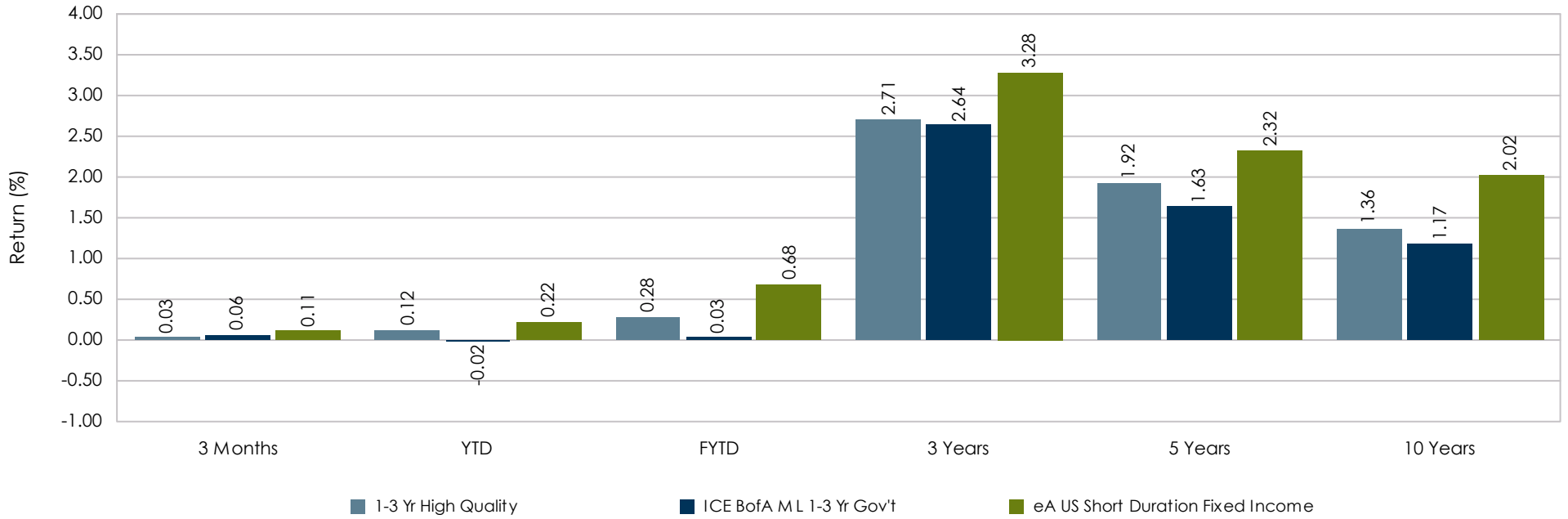
#### Sector Allocation



The Other sector consists of ABS, CMO, Convertibles, Municipals, Private Placements/144As and TIPS.

### FMIvT 1-3 Year High Quality Bond Fund

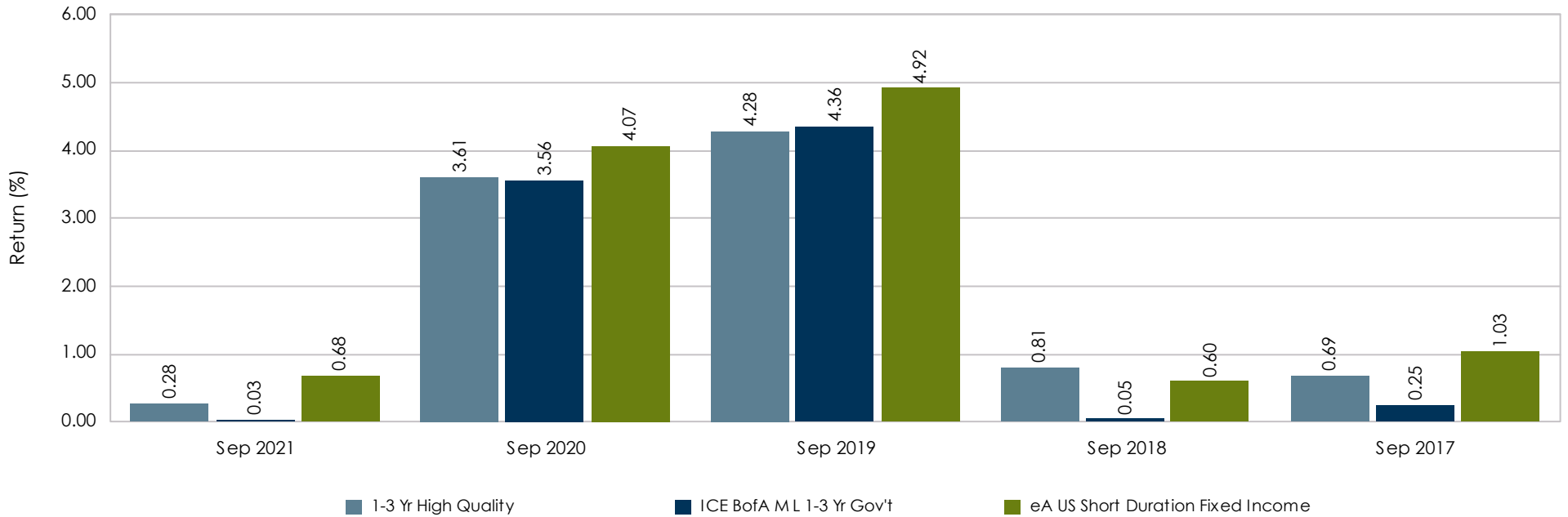
For the Periods Ending September 30, 2021



	3 Months	YTD	FYTD	3 Years	5 Years	10 Years
Ranking	90	61	77	91	86	95
5th Percentile	0.44	2.08	3.81	4.52	3.37	3.41
25th Percentile	0.20	0.65	1.48	3.75	2.74	2.45
50th Percentile	0.11	0.22	0.68	3.28	2.32	2.02
75th Percentile	0.07	0.04	0.30	3.04	2.08	1.68
95th Percentile	0.00	-0.30	-0.01	2.57	1.75	1.31
Observations	203	203	203	199	192	166

The rankings represent the portfolio's returns versus a peer universe. The rankings are on a scale of 1 to 100 with 1 being the best.

**FMIvT 1-3 Year High Quality Bond Fund**  
 For the One Year Periods Ending September



Ranking	77	77	88	38	81
5th Percentile	3.81	5.37	6.35	1.68	2.80
25th Percentile	1.48	4.58	5.50	1.01	1.52
50th Percentile	0.68	4.07	4.92	0.60	1.03
75th Percentile	0.30	3.64	4.51	0.26	0.74
95th Percentile	-0.01	2.36	3.87	-0.16	0.31
Observations	203	250	248	246	234

The rankings represent the portfolio's returns versus a peer universe. The rankings are on a scale of 1 to 100 with 1 being the best.